






San Andres Tuxtla
Estado Analítico del Ejercicio del Presupuesto de Egresos
Clasificación Administrativa
del 1 de enero al 31 de mayo de 2018

Concepto	Egresos					Subejercicio
	Aprobado	Ampliaciones / Reducciones	Modificado	Devengado	Pagado	
	1	2	3 = (1 + 2)	4	5	
Presidencia Municipal	\$3,476,675.89	\$565,000.00	\$4,041,675.89	\$1,669,758.96	\$1,667,264.96	\$2,371,916.93
Sindicatura	\$2,071,677.01	\$375,000.00	\$2,446,677.01	\$810,915.69	\$810,915.69	\$1,635,761.32
Regiduría	\$6,674,549.08	\$475,000.00	\$7,149,549.08	\$3,319,643.18	\$3,319,643.18	\$3,829,905.90
Secretaría del ayuntamiento	\$2,815,182.63	\$15,409.79	\$2,830,592.42	\$800,749.65	\$800,749.65	\$2,029,842.77
Organo de Control Interno	\$1,690,469.61	\$100,000.00	\$1,790,469.61	\$733,394.19	\$733,394.19	\$1,057,075.42
Presidente Municipal	\$16,961,915.77	\$5,038,360.63	\$22,000,276.40	\$9,914,204.16	\$9,266,603.48	\$12,086,072.24
Desarrollo Económico	\$5,160,016.28	\$-415,683.04	\$4,744,333.24	\$1,558,546.70	\$1,558,546.70	\$3,185,786.54
Desarrollo social	\$40,304,993.97	\$2,656,557.95	\$42,961,551.92	\$16,521,196.60	\$16,251,079.29	\$26,440,355.32
Registro Civil	\$3,240,431.42	\$-575,219.08	\$2,665,212.34	\$773,986.31	\$773,986.31	\$1,891,226.03
Dirección de Obras Públicas	\$196,724,483.38	\$25,929,841.82	\$222,654,325.20	\$20,571,536.69	\$20,559,936.69	\$202,082,788.51
Policía Municipal Preventiva	\$46,530,000.00	\$1,662,215.66	\$48,192,215.66	\$16,444,365.38	\$16,444,365.38	\$31,747,850.28
Tesorería	\$62,077,026.60	\$-3,490,801.83	\$58,586,224.77	\$33,020,608.36	\$31,284,089.31	\$25,565,616.41
Total del Gasto	\$387,727,421.64	\$32,335,681.90	\$420,063,103.54	\$106,138,905.87	\$103,470,574.83	\$313,924,197.67




 OCTAVIO PEREZ GARAY
 Presidente Municipal


 MARIA ELENA CADENA BUSTAMANTE
 Sindica Municipal


 ADRIAN ELADIO QUINTERO
 Tesorero Municipal

GILBERTO JAVIER PRETELIN SILVA
 Regidor de Hacienda Municipal